

WORKSHOP FURNITURE

TECHNO

LIGHT

WORKBENCHES



CATALOGUE 2012/2013

TECHNO light

Furniture you can depend on

modular
construction

high
quality

up-to-date
design



Dear Customers,














Techno Light is our latest high quality line of workbenches aimed at amateur as well as professional applications.

The line embodies invaluable ideas, suggestions and experience of a vast array of users, thanks to whom it was possible to successfully combine highest functionality, up-to-date design, modern constructional solutions and competitive price.

We believe the choice of Techno Light Line will satisfy your expectations.

Contents



"07-Series" workbenches	4	
"12-Series" workbenches	6	
"17-Series" workbenches	8	
Workbench cabinets	10	
Types of worktops finishing	11	
Drawers	12	
Wall cabinets	14	
Wall cabinets accessories	15	
Workbench set combination	16	
We also recommend	17	
Standard RAL color palette	19	

*Furniture
you can depend on*

www.malow.pl



4 »

TECHNOLIGHT
WORKSHOP FURNITURE

"07-Series" WORKBENCH



Modular design
enables a versatile setup
according to individual needs

Permissible
maximum workbench
load capacity = 300 kg
(with evenly distributed load)

DIMENSIONS:
height: 850–900 mm
width: 725 mm
depth: 620 mm

Swt 07/1

Swt 07/2

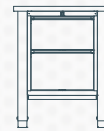
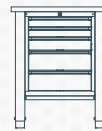
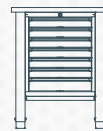
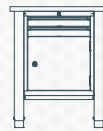
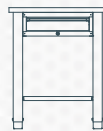
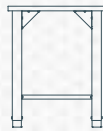
Swt 07/3

Swt 07/4

Swt 07/5

Swt 07/6

Swt 07/7



"07-SERIES" WORKBENCH



item: **Swt 07/1**
weight: 23 kg
product code: SWT 10000001000

» **worktop-A**
+ frame (with reinforcing
angle bars)-A



item: **Swt 07/2**
weight: 31 kg
product code: SWT 10001001000

» **worktop-A**
+ frame-A
+ suspended drawer unit



item: **Swt 07/3**
weight: 47 kg
product code: SWT 10020001000

» **worktop-A**
+ frame-A
+ cabinet-T



item: **Swt 07/4**
weight: 63 kg
product code: SWT 10017001000

» **worktop-A**
+ frame-A
+ cabinet-P

MAXIMUM LOAD CAPACITY
300 kg

"07-SERIES" WORKBENCH

Configuration example

« 5

TECHNOLIGHT
WORKSHOP FURNITURE



» 1,5 mm thick steel,
quick and easy assembly



» 30 mm thick leafy plywood as standard
(twice-varnished)



item: **Swt 07/5**
weight: 57 kg
product code: SWT 10014001000

» **worktop-A**
+ frame-A
+ cabinet-M



item: **Swt 07/6**
weight: 48 kg
product code: SWT 10002001000

» **worktop-A**
+ frame-A
+ cabinet-A



item: **Swt 07/7**
weight: 54 kg
product code: SWT 10004001000

» **worktop-A**
+ frame-A
+ cabinet-C

*Furniture
you can depend on*

www.malow.pl

6 »

TECHNOLIGHT
WORKSHOP FURNITURE

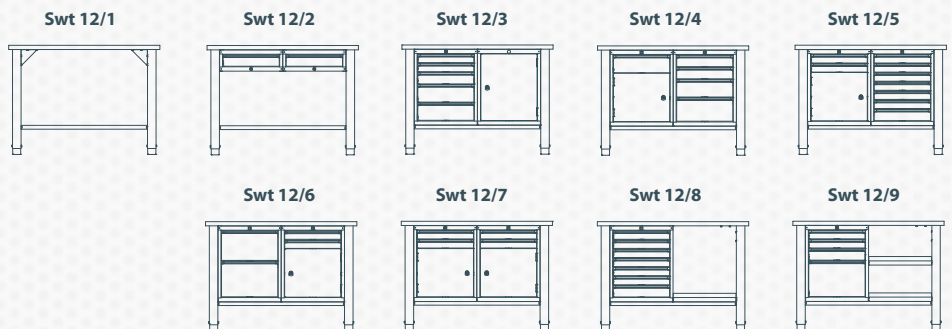
“12-Series” WORKBENCH



Modular design
enables a versatile setup
according to individual needs

Permissible
maximum workbench
load capacity =450 kg
(with evenly distributed load)

DIMENSIONS:
height: 850–900 mm
width: 1245 mm
depth: 620 mm



item: **Swt 12/1**
weight: 30 kg
product code:
SWT 20000001000

» **worktop-B**
+ frame (with reinforcing
angle bars)-B



item: **Swt 12/2**
weight: 48 kg
product code:
SWT 20024001000

» **worktop-B**
+ frame-B
+ 2 suspended drawer units



item: **Swt 12/3**
weight: 82 kg
product code:
SWT 20025001000

» **worktop-B**
+ frame-B
+ cabinet-M
+ cabinet-R



item: **Swt 12/4**
weight: 83 kg
product code:
SWT 20026001000

» **worktop-B**
+ frame-B
+ cabinet-W
+ cabinet-J

MAXIMUM LOAD CAPACITY
450 kg

"12-SERIES" WORKBENCH

Configuration example

« 7

TECHNOLIGHT
WORKSHOP FURNITURE



» 30 mm thick leafy plywood as standard (twice-varnished)



» 1,5 mm thick steel, quick and easy assembly

« up-to-date design



item: **Swt 12/5**
weight: 95 kg
product code:
SWT 20027001001

» **worktop-B**
+ frame-B
+ cabinet-Z
+ cabinet-P



item: **Swt 12/6**
weight: 80 kg
product code:
SWT 20028001000

» **worktop-B**
+ frame-B
+ cabinet-A
+ cabinet-T



item: **Swt 12/7**
weight: 79 kg
product code:
SWT 20029001000

» **worktop-B**
+ frame-B
+ cabinet-Z
+ cabinet-T



item: **Swt 12/8**
weight: 73 kg
product code:
SWT 20017001001

» **worktop-B**
+ frame-B
+ cabinet-P
+ workbench shelf-A



item: **Swt 12/9**
weight: 67 kg
product code:
SWT 20004001005

» **worktop-B**
+ frame-B
+ cabinet-C
+ 2 workbench shelves-A

*Furniture
you can depend on*

www.malow.pl

8 »

TECHNOLIGHT
WORKSHOP FURNITURE

"17-Series" WORKBENCH



Modular design
enables a versatile setup
according to individual needs


Permissible
maximum workbench
load capacity = 600 kg
(with evenly distributed load)

DIMENSIONS:
height: 850–900 mm
width: 1765 mm
depth: 620 mm

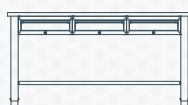


high
quality

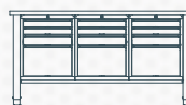
Swt 17/1



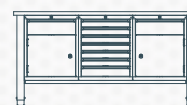
Swt 17/2



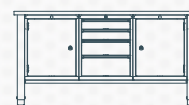
Swt 17/3



Swt 17/4



Swt 17/5



Swt 17/6



Swt 17/7



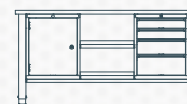
Swt 17/8



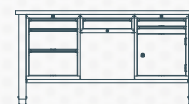
Swt 17/9



Swt 17/10



Swt 17/11



"17-SERIES" WORKBENCH



item: **Swt 17/1**
weight: 38 kg
product code: SWT 30000001000

- » **worktop-C**
- + frame (with reinforcing angle bars)-C



item: **Swt 17/2**
weight: 64 kg
product code: SWT 30030001000

- » **worktop-C**
- + frame-C
- + 3 suspended drawer units



item: **Swt 17/3**
weight: 133 kg
product code: SWT 30031001000

- » **worktop-C**
- + frame-C
- + 3 cabinets-C



item: **Swt 17/4**
weight: 121 kg
product code: SWT 30032001000

- » **worktop-C**
- + frame-C
- + cabinet-W
- + cabinet-P
- + cabinet-S

MAXIMUM LOAD CAPACITY
600 kg

"17-SERIES" WORKBENCH

Configuration example

« 9

TECHNOLIGHT
WORKSHOP FURNITURE



» 30 mm thick leafy plywood as standard (twice-varnished)



» 1,5 mm thick steel, quick and easy assembly



item: **Swt 17/5**
weight: 103 kg
product code: SWT 30033001000

» **worktop-C**
+ frame-C
+ cabinet-U
+ cabinet-J
+ cabinet-R



item: **Swt 17/6**
weight: 112 kg
product code: SWT 30034001000

» **worktop-C**
+ frame-C
+ cabinet-Z
+ cabinet-A
+ cabinet-T



item: **Swt 17/7**
weight: 127 kg
product code: SWT 30035001000

» **worktop-C**
+ frame-C
+ cabinet-Z
+ cabinet-P
+ cabinet-T



item: **Swt 17/8**
weight: 135 kg
product code: SWT 30036001000

» **worktop-C**
+ frame-C
+ cabinet-Z
+ cabinet-P
+ cabinet-J



item: **Swt 17/9**
weight: 99 kg
product code: SWT 30037001005

» **worktop-C**
+ frame-C
+ cabinet-Z
+ 2 workbench shelves
+ cabinet-J



item: **Swt 17/10**
weight: 91 kg
product code: SWT 30038001005

» **worktop-C**
+ frame-C
+ cabinet-U
+ 2 workbench shelves
+ cabinet-J



item: **Swt 17/11**
weight: 100 kg
product code: SWT 30039001000

» **worktop-C**
+ frame-C
+ cabinet-D
+ suspended drawer unit
+ cabinet-T

*Furniture
you can depend on*

www.malow.pl

10 »

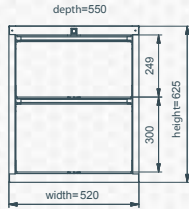
TECHNOLIGHT
WORKSHOP FURNITURE

Workbench cabinets

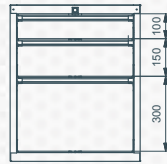


A wide variety of cabinets facilitates individual housing of workbenches.

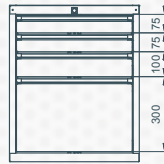
WORKBENCH CABINETS



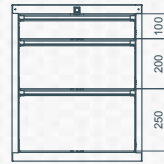
Type A
weight: 26 kg
product code:
XSWT 0201040201



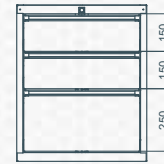
Type B
weight: 29 kg
product code:
XSWT 0202040201



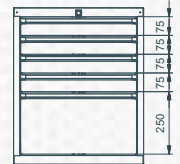
Type C
weight: 32 kg
product code:
XSWT 0203040201



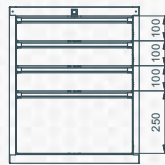
Type D
weight: 29 kg
product code:
XSWT 0204040201



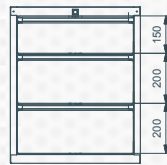
Type E
weight: 29 kg
product code:
XSWT 0205040201



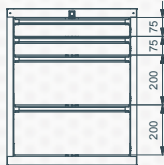
Type F
weight: 35 kg
product code:
XSWT 0206040201



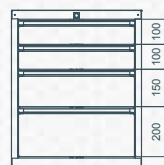
Type G
weight: 32 kg
product code:
XSWT 0207040201



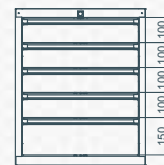
Type H
weight: 29 kg
product code:
XSWT 0208040201



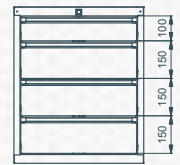
Type I
weight: 32 kg
product code:
XSWT 0209040201



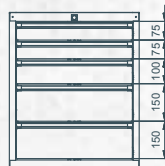
Type J
weight: 32 kg
product code:
XSWT 0210040201



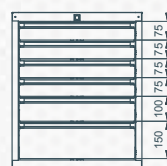
Type K
weight: 35 kg
product code:
XSWT 0211040201



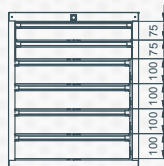
Type L
weight: 32 kg
product code:
XSWT 0212040201



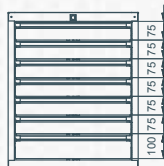
Type M
weight: 35 kg
product code:
XSWT 0213040201



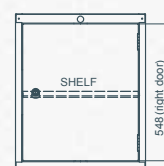
Type N
weight: 38 kg
product code:
XSWT 0214040201



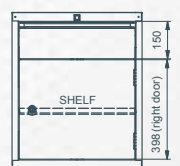
Type O
weight: 38 kg
product code:
XSWT 0215040201



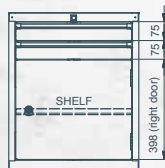
Type P
weight: 41 kg
product code:
XSWT 0216040201



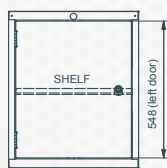
Type R
weight: 17 kg
product code:
XSWT 0217040201



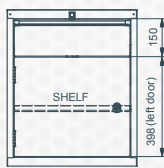
Type S
weight: 22 kg
product code:
XSWT 0218040201



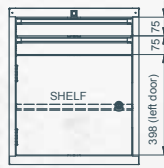
Type T
weight: 25 kg
product code:
XSWT 0219040201




Type U
weight: 17 kg
product code:
XSWT 0220040201



Type W
weight: 22 kg
product code:
XSWT 0221040201



Type Z
weight: 25 kg
product code:
XSWT 0222040201



Type X Suspended drawer unit
weight: 9 kg
product code:
XSWT 0300040301

Types of worktops finishing

« 11

TECHNOLIGHT
WORKSHOP FURNITURE




30 mm thick worktops made of leafy plywood, twice varnished, with drilled screwing holes

product code: **Worktop (plywood) 07**
XSWT 0423020401 worktop dimensions: 725 x 620 x 30 mm
 product code: **Worktop (plywood) 12**
XSWT 0423060401 worktop dimensions: 1245 x 620 x 30 mm
 product code: **Worktop (plywood) 17**
XSWT 0423070401 worktop dimensions: 1765 x 620 x 30 mm

product code: **Worktop finishing 07**
XSWT 0500080502 finishing dimensions: 725 x 624 x 33 mm
 product code: **Worktop finishing 12**
XSWT 0500090502 finishing dimensions: 1245 x 624 x 33 mm
 product code: **Worktop finishing 17**
XSWT 0500100502 finishing dimensions: 1765 x 624 x 33 mm

product code: **Worktop low guard 07**
XSWT 0624110501 guard dimensions: 728 x 623 x 33
 product code: **Worktop low guard 12**
XSWT 0624120501 guard dimensions: 1248 x 623 x 33
 product code: **Worktop low guard 17**
XSWT 0624130501 guard dimensions: 1768 x 623 x 33

Workbench shelf with back guard



A perfect, additional element enabling an individual work space arrangement of workbenches.

Shelves available in 3 types of width and a depth corresponding with cabinets.

» Made of 0,8 mm thick powder-coated steel with a back guard **preventing objects from falling.**

» **Easily assemble shelves and variously configure them with cabinets** – another advantage of using Techno Light Line.

product code: **Workbench shelf 07g**
XSWT 0900161003 shelf dimensions: 520 x 549 x 35 mm
 product code: **Workbench shelf 12g**
XSWT 0900171003 shelf dimensions: 1040 x 549 x 35 mm
 product code: **Workbench shelf 17g**
XSWT 0900181003 shelf dimensions: 1560 x 549 x 35 mm



*Furniture
you can depend on*

www.malow.pl



DRAWERS EQUIPMENT
extra charged

Drawers divided
by adjustable partitions

Plastic containers for storing

Sliding shelf

Microrubber covering

Drawer slides
with a load capacity
up to 65 kg per drawer

Locking system with one
point cylindrical lock

Drawer pull-out
interlock system.
Only one drawer
can be open

» Usable space dimensions
of drawer bottom 440 x 440 mm

» Anodized, aluminium handles
with a descriptive stripe.

METAL PARTITIONS			
Product	Partition height (mm)	Number of rows	Product code
A/h60	60	2 wide	XSWT0725140601
A/h85	85	2 wide	XSWT0725140701
A/h110	110	2 wide	XSWT0725140801
B/h60	60	4 narrow	XSWT0726140601
B/h85	85	4 narrow	XSWT 0726140701
B/h110	110	4 narrow	XSWT 0726140801
C/h60	60	2 narrow + 1 wide	XSWT0727140601
C/h85	85	2 narrow + 1 wide	XSWT0727140701
C/h110	110	2 narrow + 1 wide	XSWT0727140801



Product A



Product B



Product C

TYPE	OUTER DRAWER DIMENSIONS / INNER DRAWER DIMENSIONS (mm)					
	75 / 60	100 / 85	150 / 135	200 / 185	250 / 235	300 / 285
EPDM microrubber 439 x 464 x 3 mm product code: XSWT 1500262101	+	+	+	+	+	+
sliding shelf 434 x 220 x 23 mm (body made of galvanized steel + EPDM microrubber inlay) product code: XSWT 0800150901	+	+	+	+	+	+
metal partitions (galvanized steel) (mm)	60	60* / 85	110*	-	-	-
plastic containers (mm)	45 / 63	45 / 63*	45* / 63*	45* / 63*	45* / 63*	45* / 63*

* possibility of applying a sliding shelf



» Slotted panels for space partitioning
enable easy drawer arrangement

» Additional drawer accessories

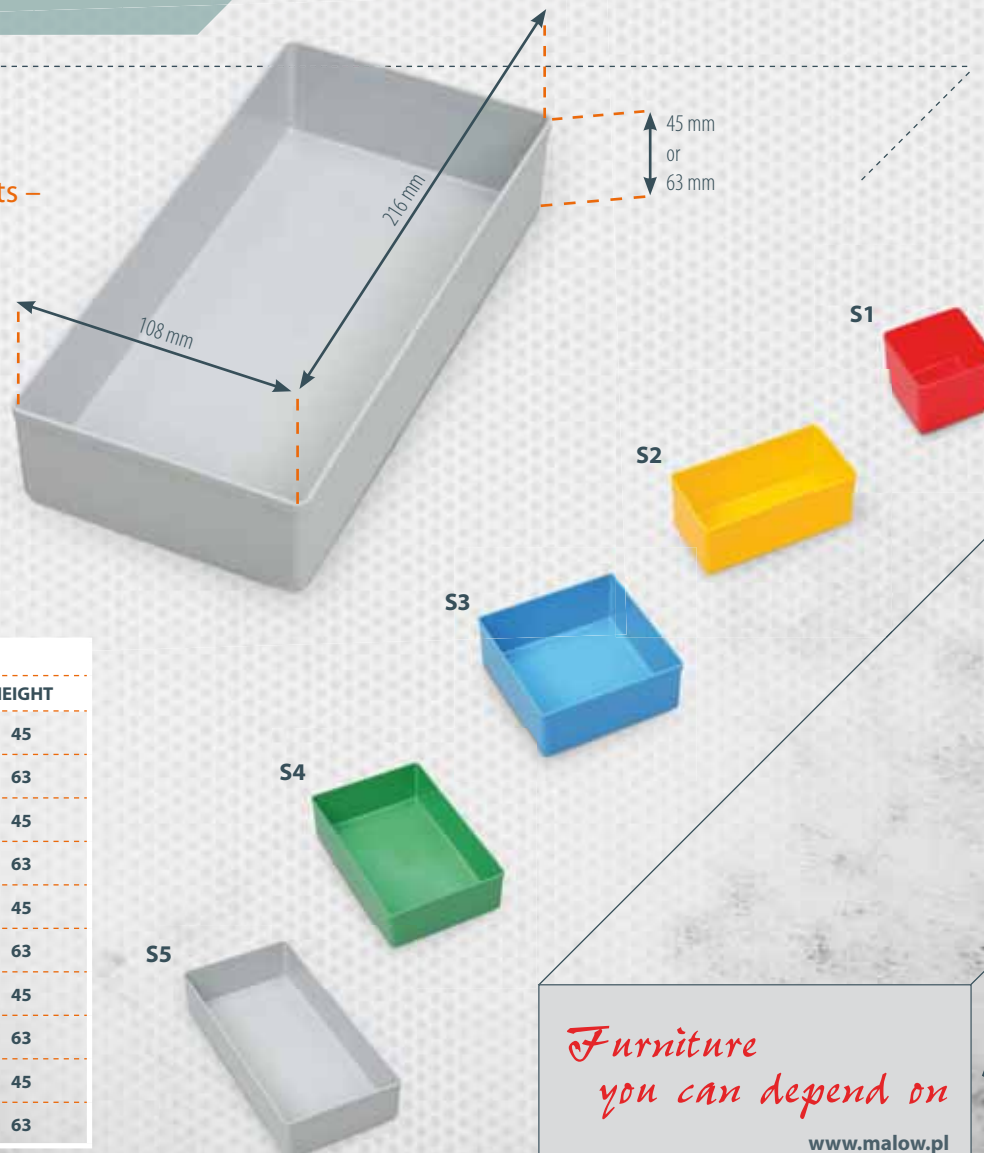




Drawer pull-out interlock system. Only one drawer can be open at a time.

modular design

- » Containers – coming in 5 sizes and 2 heights – allow any arrangement of a drawer space.
- » Sliding shelf is applicable with containers lower than the height of a drawer.



CONTAINERS (mm)			
	WIDTH	DEPTH	HEIGHT
S1	54	54	45
	54	54	63
S2	54	108	45
	54	108	63
S3	108	108	45
	108	108	63
S4	108	162	45
	108	162	63
S5	108	216	45
	108	216	63

Furniture you can depend on

www.malow.pl



Hanging cabinets guarantee a perfect order within a working stand and an easy access to tools.

Inner perforated panels make it easy to install tool hangers.



» **WALL PERFORATED PANELS** enable an easy build-up of tool walls.

» Panels can be joined together and fixed to wall cabinets,

» Perforated panels and hanging cabinets are fixed to the wall by means of mounting bolts.

WALL CABINETS




item: **Wall cabinet 07**
dimensions:
(height/width/depth)
600 x 532 x 250 mm
weight: 10,5 kg
product code: XSWT 1300221906



item: **Wall cabinet shelf**
dimensions: (width/depth) 502 x 250 mm
weight: 1,1 kg
product code: XSWT 1400252001



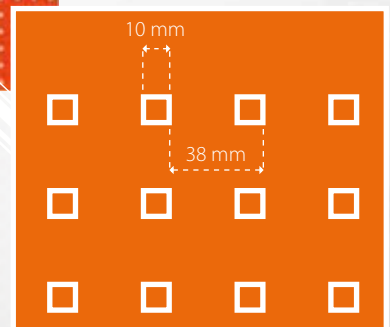
item: **Wall cabinet 12**
dimensions:
(height/width/depth)
600 x 1064 x 250 mm
weight: 19,5 kg
product code: XSWT 1300231907



item: **Perforated panel**
dimensions: (height/width) 532 x 532 mm
weight: 2 kg
product code: XSWT 1200211801



item: **Wall cabinet 17**
dimensions:
(height/width/depth)
600 x 1596 x 250 mm
weight: 25,5 kg
product code: XSWT 1300241908



Wall cabinet ACCESSORIES

« 15

TECHNOLIGHT
WORKSHOP FURNITURE



Short double hanger
Long double hanger



Short single hanger




Long single hanger



Flat wrench hanger



Tool hanger



Screwdriver hanger



Drill hanger



Gear hanger



Accessories makes it easy to orderly arrange your tools.

Easy mounting allows a free arrange of a work area within perforated panels.

Furniture you can depend on

www.malow.pl

16 »

TECHNOLIGHT
WORKSHOP FURNITURE

Workbench set combination



TOOL WALL BUILT
OF JOINED
PERFORATED
PANELS



WALL CABINET SHELF

TECHNO LIGHT LINE
gives you the possibility
to arrange a workspace
according to a user's
individual needs.

WALL CABINET 17

WORKBENCH SET COMBINATION



"17-SERIES"
WORKBENCH
SWT 17/5

MALOW TECHNO LIGHT

up-to-date
design

high
quality

modular
construction



*Furniture
you can depend on*

We also
RECOMMEND

«

- » other workshop furniture
- » social furniture
- » medical furniture
- » safes
- » office furniture
- » school furniture
- » stainless steel furniture
- » movable rack systems
- » hpl swimming pool cabinets

*Furniture
you can depend on*

www.malow.pl



18 »

TECHNOLIGHT
WORKSHOP FURNITURE


Notes

A series of horizontal dashed lines for writing notes.


Standard RAL COLOUR PALETTE

« 19

TECHNOLIGHT
WORKSHOP FURNITURE




RAL 9010



RAL 1015



RAL 7035



RAL 9005



RAL 3020



RAL 5012



RAL 8016



RAL 7032



RAL 3005



RAL 5018



RAL 5010



RAL 6011



RAL 6033



RAL 2004



RAL 7016

This has only goal to present colors. Precise presentation of the colors included in full RAL palette. We reserve possibility of occurring insignificant differences from given colors, what can not be a reason of any claims. We also reserve possibility of implementing construction changes in our production, without changes in useful values, what can have insignificant influence on the product appearance.



Furniture you can depend on

